

Vermont Public Transit Program Overview

Senate Transportation Committee

February 3, 2015, 10:00

Barbara Donovan, 828-2828

Introduction: Vision Statement

- *“Public transit meets the basic mobility needs of all Vermonters including transit dependent persons, provides access to employment and other modes, mitigates congestion, preserves air quality and promotes efficient energy use, and advances the State’s economic development objectives – all in a safe, reliable, cost-effective, and environmentally responsible manner.”*

Vermont has a variety of Public Transit modes that serve the state:

- urban fixed route buses
- commuter routes
- rural daily or weekly services that are either fixed route or have deviation options
- demand response (pick up and drop off as needed usually at home and at destinations)
- intercity and intercity feeder service
- Go Vermont, vanpools, carpools and education



College area bus

Ski area transit



In-Town Transit





City Run



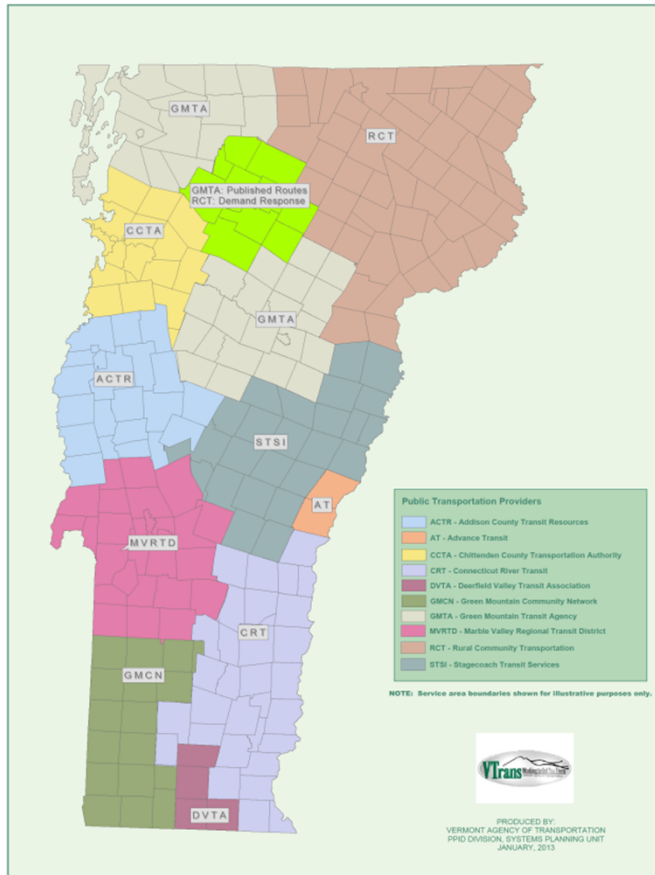
Express Commuter Runs

Vermont's Transit Providers

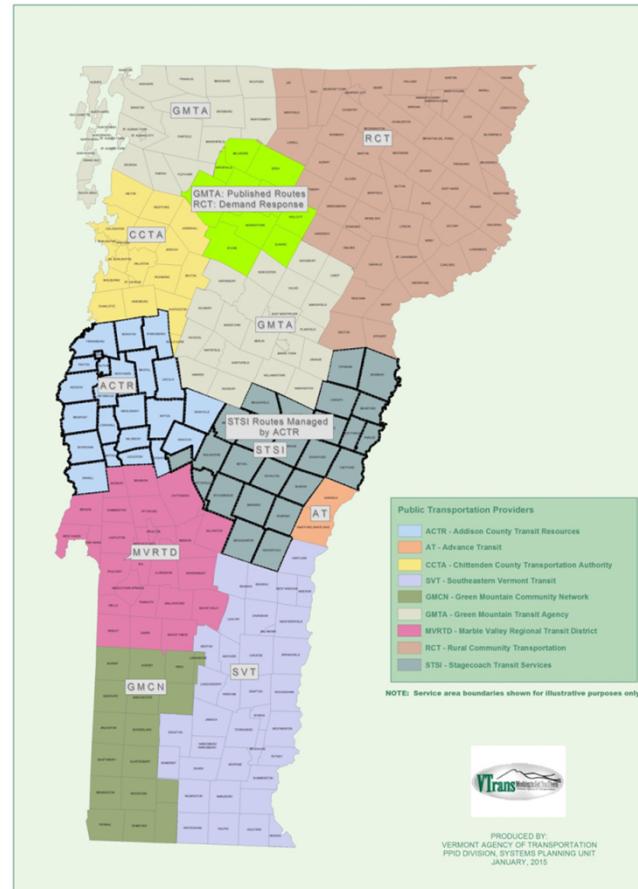
2014 – 10 transit providers

2015 – 9 transit providers

Vermont's Public Transportation Providers



Vermont's Public Transportation Providers



2014 Accomplishments

- *375 public transit vehicles - 78% in the good to excellent state of good repair
- *4,850,000 public transit trips
- *go!Vermont –
 - 3000 carpool/vanpool participants
 - 4500 Facebook friends
 - 180 web hits per day
 - 17 vanpools (including 4 active new vanpools with a potential 50% expansion to support Jay Peak)
- *Google transit trip planning- basic mapping accomplished
- *9 Providers -
 - CRT/DVTA first step to full merger on January 1, 2015. Will become Southeast Vermont Transit on July 1, 2015.
 - Stagecoach under the management of ACTR.

2014 Accomplishments

- * Intercity bus – Rt. 7 and Rt. 4 routes began June 9, 2014. Rt. 7 - 33% fare recovery
- * New Green Route in White River Junction - 50% increase in ridership
- * 3 Circ Alternative routes in Chittenden County, Jeffersonville, Williston, Milton-Colchester into Burlington
- * CCTA drivers 3 week strike – drove down the ridership #'s slightly for the year
- * Ridership increased by 20% over 5 years, now 22% over 6, 21% over 7
- * Reports – Performance Report, Human Service Transportation Coordination
- * Performance goals – 2% increase in ridership

Plans/Activities 2015:

- *Vermont Transit Safety Plan

- *Asset Management Plan

- *Mobility Management to increase effectiveness and load factor

 - *Personal Transportation Planning Tool to optimize rides,

 - *Mapping project of all transit destinations, hospitals, federal rural health clinics, colleges, offices, employment centers

- *New dispatch software for all providers including the VA

- *Federal Triennial Audit

- *Bus signage

- *Finalize Rockingham Park and Ride/maintenance building expansion

- *Transit Development for the Northeast Kingdom



VERMONT

CONNECTINGCOMMUTERS.ORG

Vermont's "One-Click, One Call"
clearinghouse for all efficient
transportation options throughout
Vermont.



VERMONT

CONNECTINGCOMMUTERS.ORG

Programs and Services

- Automated Ride-matching software.
- Subsidized Vanpool program.
- Bus info / contact to all public transit providers.
- 1-800-685-RIDE “hotline” to assist individuals with their own commuting/transportation challenges through VEIC.
- Links to Park and Rides, “511” roadside conditions, Drive electric Vermont, and tips and trick to help save costs and pollution associated with transportation.
- Collaborating partners across the state




Bus Information

LOCAL ROUTES
FIND BUS ROUTES IN YOUR AREA

LEARN MORE 

CITY-TO-CITY
FIND BUS ROUTES TO CITIES

LEARN MORE 

Bus Information

[Local Routes](#)

[City to City](#)

[Carpool](#)

[Vanpool](#)

[Biking](#)

[Trains](#)

[Ferries](#)

[For Employers](#)

[Sponsors / Partners](#)

[Contact Us](#)

[Capital Commuters](#)

CALL US: Our Q/A Hotline **800-685-RIDE (7433)** is an easy way to get any questions you have about the bus answered by a real person. Ask us anything! From bus routes and scheduling to special services in your area. Call today.

BUS SCHEDULES: For available routes and schedules, you can find links to all the [local](#) and [city-to-city](#) bus service providers here in Vermont.

SOLUTIONS: We're dedicated to getting Vermonters where they need to go. If you have a special transportation challenge let us know. **800-685-RIDE (7433)**. We can work with you to get you where you need to go.

Vermont's ten regional bus companies make up a network designed to help you get around in your community and across the state. Taking the bus is a great way to reduce the cost and



CARPOOL MATCHING

Find a ride going your way!

[Learn More.](#)



NEED HELP?

800-685-RIDE

Questions? Call our free Hotline or [e-mail us](#).



CONNECTINGCOMMUTERS.ORG



Go! Vermont
Vermont Agency of Transportation

VERMONT . GOV
official state website



Bus Information

Carpool

Vanpool

Biking

Trains

Ferries

For Employers

Sponsors / Partners

Contact Us

Capital Commuters

Need help getting around?

TRY CARPOOLING

Try **ZIMRIDE**, our carpool matching service 

ALL YOU NEED TO KNOW TO GO

Go Vermont is a resource for Vermonters who want to reduce the cost and environmental impact of driving. We offer free [carpool matching](#) and [vanpool services](#), and statewide [bus routes](#). Call our Q/A hotline and a real person can answer your transportation questions. 802-685-7433



BUS SCHEDULES

[learn more](#)



CARPOOL MATCHING

[learn more](#)



CARPOOL MATCHING

Find a ride going your way!
[Learn More.](#)



**NEED HELP?
800-685-RIDE**

Questions? Call our free
Hotline or [e-mail us](#).



PARK & RIDE

How Does a Vanpool Work?

- ◆ Each van has a Primary Coordinator Driver
- ◆ Minimum of two Volunteer Alternate Drivers
- ◆ Groups of 6 to 15 share the commute, cost based on van style/size and commute miles

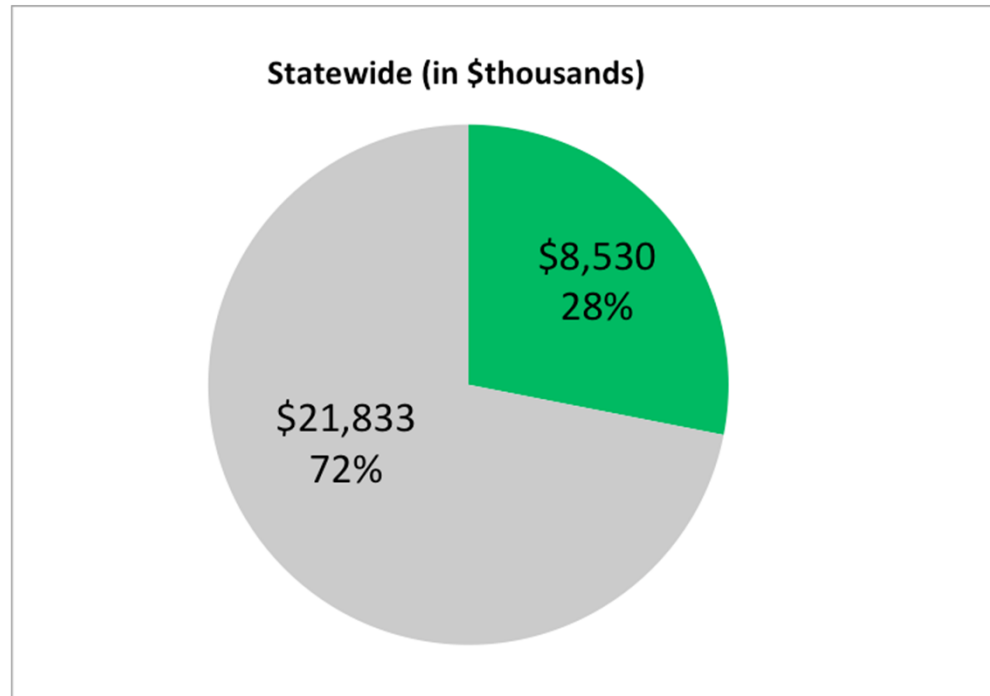


Funding

Budget increases/changes

Overall state funds decreased by 10% due to the completion of some programs, the change in funding source to other state programs as in Capitol Commuters, and changes in federal rules for CMAQ.

Federal funding stayed primarily the same with some small projected increases in FTA funding and slight decreases in FHWA flex funding.



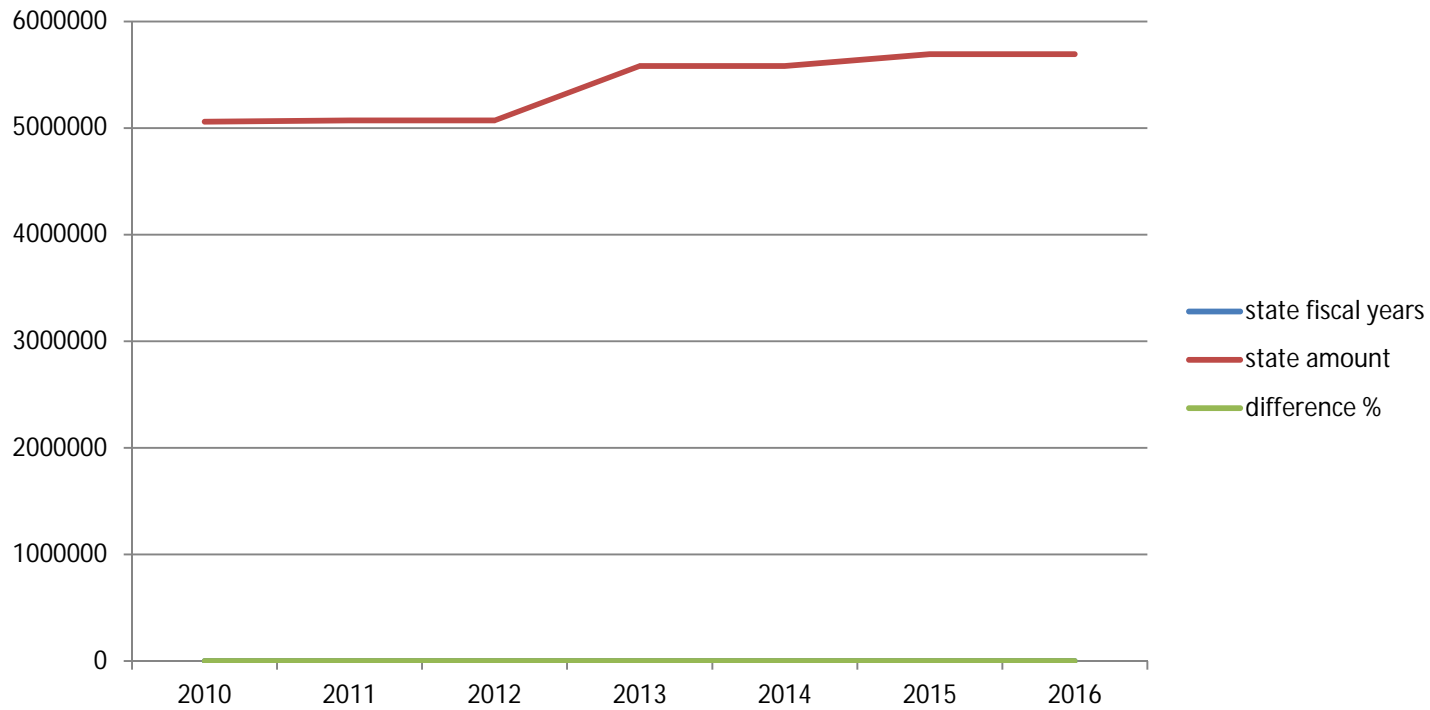
Federal Funds projected (not including CTAA's direct funding):
FTA \$7,150,000,
FHWA \$15,850,000,
T-fund \$7,650,000
Local share: \$9,000,000 - contributions and fares.
Public/private partnerships – supporters - private businesses, public institutions, seasonal industries reducing the need for additional parking.

Public Transit Section Budget

DESCRIPTION	SOURCE	OTHER	PE	ROW	CONST	TOTAL	T FUND	FEDERAL	OTHER	TOTAL
Berlin	STP TBLG(33)		50,000			50,000	10,000	40,000		50,000
FUTURE PROJECTS D&E	FTA 5304 formula	143,183				143,183	28,636	114,547		143,183
3 YEAR DEMONSTRATION-OPERATING-CMAQ	CMAQ	2,733,755				2,733,755	288,125	2,445,630		2,733,755
ADMINISTRATIVE SUPPORT	STP TRANSFER	476,121				476,121	129,530	346,591		476,121
NON-URBANIZED TRANSPORTATION (includes mktg.)	STP transfer + FTA 5311 formula	7,862,666				7,862,666	246,640	7,616,026		7,862,666
URBAN ASSISTANCE	STP transfer	900,000				900,000	-	900,000		900,000
STATE PUBLIC TRANSPORTATION FUNDS	T-fund	5,691,422				5,691,422	5,691,422	-		5,691,422
RURAL PREVENTIVE MAINTENANCE	STP transfer	500,000				500,000	-	500,000		500,000
CCTA PREVENTIVE MAINTENANCE	STP transfer	500,000				500,000	-	500,000		500,000
TECHNICAL ASSISTANCE	T-fund	200,000				200,000	40,000	160,000		200,000
RURAL TECHNICAL ASSISTANCE	FTA 5311 formula	115,000				115,000	-	115,000		115,000
ELDERS & PERSONS WITH DISABILITIES PROGRAM	STP transfer and T-fund match	4,098,819				4,098,819	98,819	4,000,000		4,098,819
VERMONT KIDNEY ASSOCIATION GRANT	T-fund	50,000				50,000	50,000	-		50,000
CAPITOL MOBILITY PROJECT	T-fund	75,000				75,000	75,000	-		75,000
Job Access/Reverse Commute	FTA 5316 + T-fund match, formula					-				-
New Freedom	FTA 5317 formula					-				-
GO VERMONT/STATEWIDE MARKETING	CMAQ transfer	710,000				710,000	10,000	700,000		710,000
Circ Alternatives	STP transfer	-				-	0	-		-
SOGR SOFTWARE	FTA earmark	1,000,000				1,000,000	-	1,000,000		1,000,000
CAPITAL - GENERAL PUBLIC	FTA 5309 discretionary + STP transfer	4,124,926				4,124,926	574,926	3,550,000		4,124,926
CAPITAL ASSISTANCE - ELDERLY & DISABLED	FTA 5310 formula	676,016				676,016	126,016	550,000		676,016
CAPITAL ASSISTANCE - FACILITY DEVELOPMENT	T-fund	800,000				800,000	300,000	500,000		800,000
Total		30,656,908	50,000	-	-	30,706,908	7,669,114	23,037,794	-	30,706,908
Direct CCTA		3,584,873				3,584,873		3,584,873		3,584,873
Total without Direct CCTA		27,072,035	50,000			27,122,035		19,452,921		27,122,035

State Match for Operations

state fiscal years	2010	2011	2012	2013	2014	2015	2016
state amount	5060105	5070904	5070904	5579825	5579825	5691422	5691422
difference %	0.0000%	0.2134%	0.0000%	10.0361%	0.0000%	2.0000%	0.0000%



Rural Public Transit Funds

state fiscal years	2010	2011	2012	2013	2014	2015	2016
state amount	0	0	0	0	239456	246640	246640
FTA amount	5085340	2623707	2630553	2620011	3393639	3510705	3616026
FHWA flex	0	0	3244793	3255335	3255335	3583321	4000000
difference %	20%	-48%	0%	0%	30%	3%	3%

